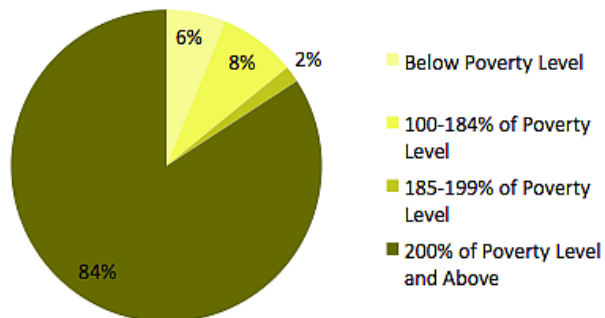


LEGISLATIVE DISTRICT STATISTICS - DISTRICT 73

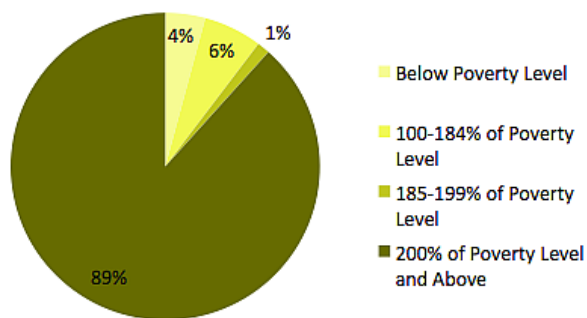
POVERTY

These graphs represent income levels in your district. Residents with income below 185% of the Federal Poverty Level (FPL) are often eligible for federal assistance programs. Those on the margins, with income between 185-199% FPL do not qualify for these programs but experience multiple financial hardships. Those with incomes 200% or above FPL are both ineligible and don't usually require federal or other assistance programs. (FPL for an individual is \$11,670 and \$23,850 for a family of four).

INDIVIDUALS



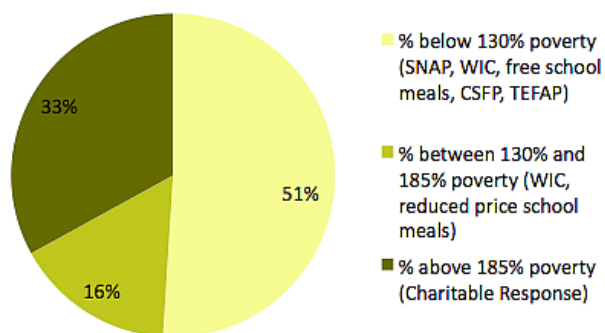
FAMILIES



Source: 2008-2012, 5 year estimates, American Community Survey, U.S. Census Bureau

FOOD INSECURITY IN O.C.

This graph represents eligibility for food programs in your district.



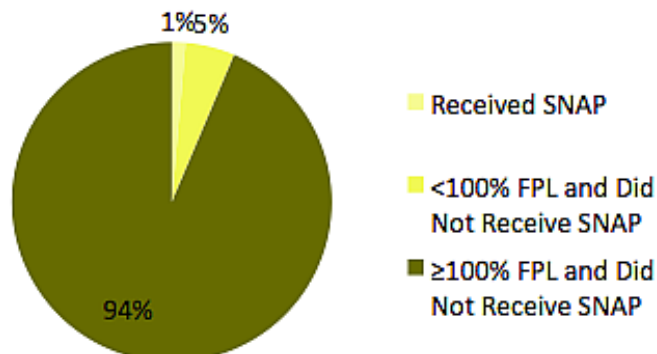
Source: 2012 Map the Meal Gap, Feeding America

FOR EVERY \$1 SPENT ON BENEFITS,

\$1.78

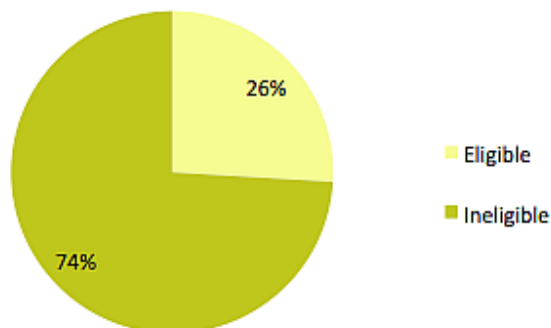
IS CREATED IN ECONOMIC DEVELOPMENT

FEDERAL FOOD ASSISTANCE PROGRAMS



Households who earn under 130% of the Federal Poverty Level are eligible for CalFresh (food stamps). These numbers show who did and did not receive them in your district.

Source: 2008-2015, 5 year estimates, American Community Survey, U.S. Census Bureau



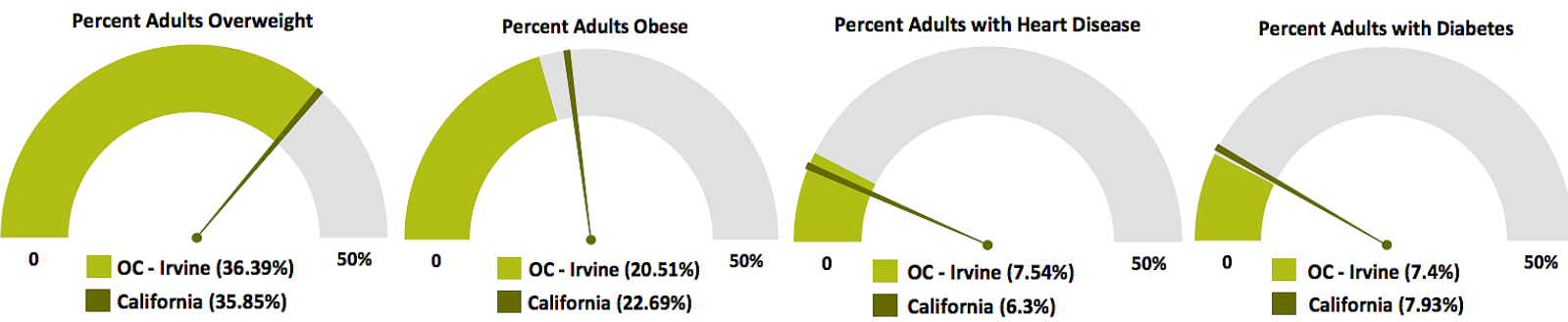
Students who live in households that earn less than 185% of the Federal Poverty Level qualify for Free or Reduced Price (FRPM) school meals. This chart shows the eligibility level in your district.

Source: Student Poverty: 2013-2014 FRPM Data at School Level, California Dept. of Education

LEGISLATIVE DISTRICT STATISTICS - DISTRICT 73 CONT'D

ADULT HEALTH

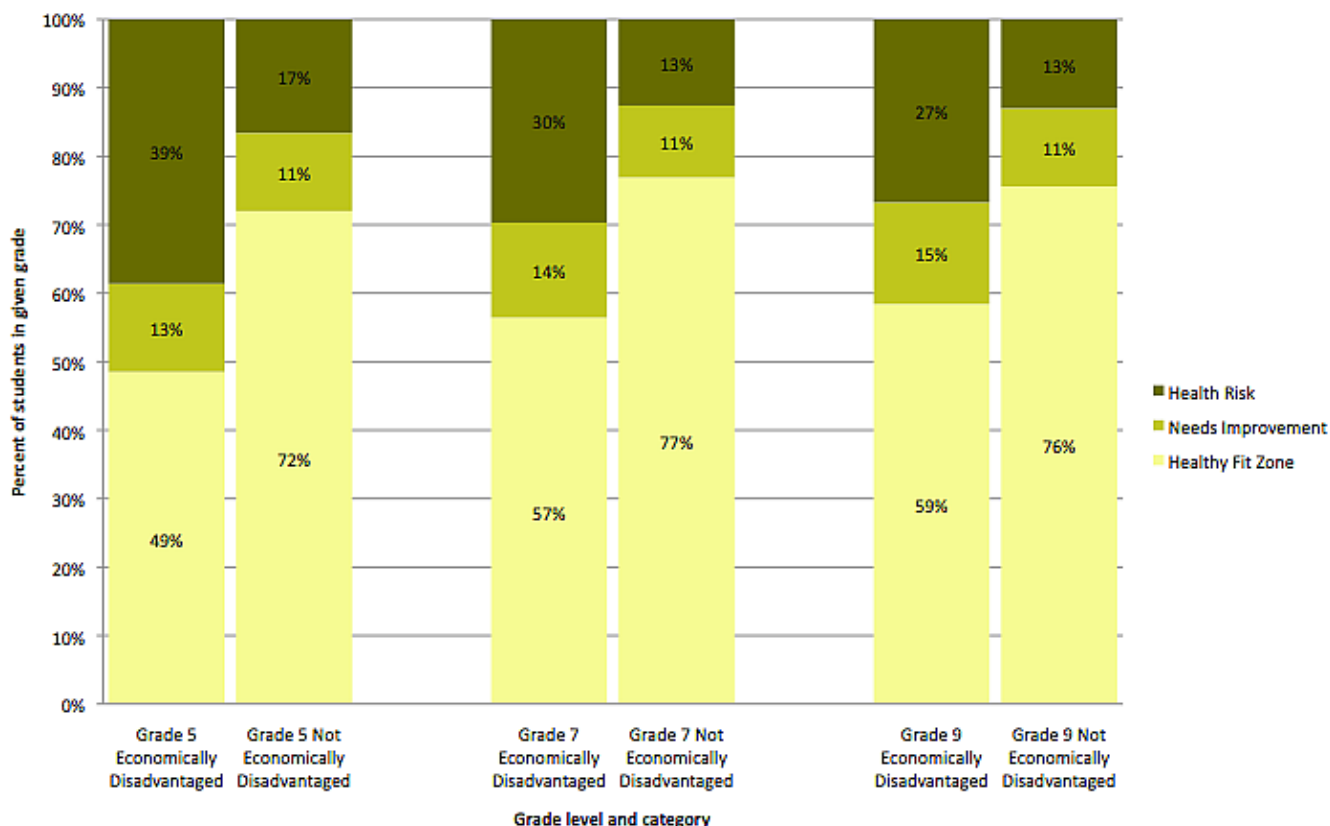
These charts compare health outcomes of the individuals in the Kaiser OC-Anaheim Service Area to those in the state. Your district makes up part of this service area which includes, the cities in North and Central Orange County.



Source: CHNA Data Platform, Community Needs Assessment, Kaiser Permanente

YOUTH HEALTH

This chart shows Healthy Fitness Zone (HFZ) data for students in schools located in your district. Results include both economically disadvantaged and not economically disadvantaged students from three grade levels. HFZ "represents the minimum levels of fitness that offers protection against diseases that result from sedentary living".



Source: 2012-2013 California Physical Fitness Test, Data Quest, California Dept. of Education

District 73 serves Mission Viejo, Coto de Caza, Aliso Viejo, Laguna Niguel, San Juan Capistrano, San Clemente, Dana Point